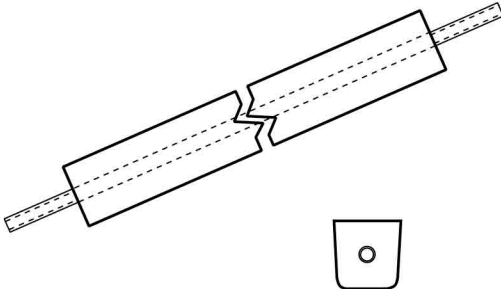
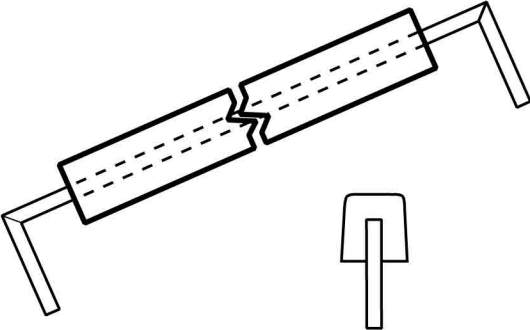
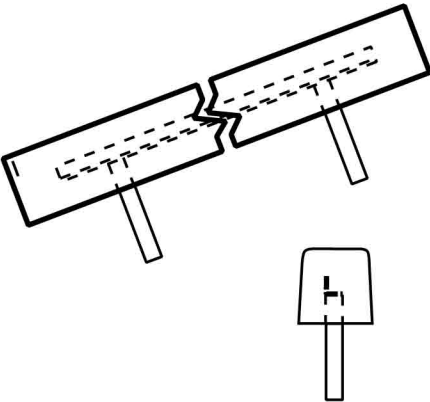




STUART

PRODUCT DATA

ALUMINUM STRUCTURAL ANODES	Part Number	Net Weight and Size of Aluminum Anode	Cast-in Steel core
	MM-A-375	325 Lbs. □ 6½" x 6½" x 96"	2" Sch. 80 steel pipe
	MM-A-420	365 Lbs. 8" x 8" x 60"	2½" Sch. 80 steel pipe
	MM-A-519	450 Lbs. 8" x 7½" x 84"	2½" Sch. 80 steel pipe
	MM-A-567	490 Lbs. 8" x 7" x 96"	2½" Sch. 80 steel pipe
	MM-A-875	725 Lbs. 9½" x 9½" x 96"	4" Sch. 80 steel pipe
	MM-A-930	825 Lbs. 12" x 12" x 60"	4" Sch. 80 steel pipe
	MM-B-375	325 Lbs. □ 6½" x 6½" x 96"	2" Sch. 80 steel pipe
	MM-B-420	365 Lbs. 8" x 8" x 60"	2½" Sch. 80 steel pipe
	MM-B-519	450 Lbs. 8" x 7½" x 84"	2½" Sch. 80 steel pipe
	MM-B-567	490 Lbs. 8" x 7" x 96"	2½" Sch. 80 steel pipe
	MM-B-875	725 Lbs. 9½" x 9½" x 96"	4" Sch. 80 steel pipe
	MM-B-930	825 Lbs. 12" x 12" x 60"	4" Sch. 80 steel pipe
	MM-C-360	325 Lbs. □ 6½" x 6½" x 96"	2" Sch. 80 steel pipe
	MM-C-406 □	365 Lbs. 8" x 8" x 60"	2½" Sch. 80 steel pipe
	MM-C-503 □	450 Lbs. 8" x 7½" x 84"	2½" Sch. 80 steel pipe
	MM-C-548 □	490 Lbs. 8" x 7" x 96"	2½" Sch. 80 steel pipe
	MM-C-840 □	725 Lbs. 9½" x 9½" x 96"	4" Sch. 80 steel pipe
	MM-C-896	825 Lbs. 12" x 12" x 60"	4" Sch. 80 steel pipe