


# SPY<sup>®</sup>

## PORTABLE HOLIDAY DETECTORS

**MODELS**

**715  
725  
735  
915  
925**

PIPELINE INSPECTION COMPANY



**Accurate, Reliable  
Inspection Of  
Any Coating,  
Onshore or Offshore**



- **Infinitely Adjustable Voltage**
- **Output Voltage Automatically Regulated**
- **Rugged Ergonomic Design**
- **Easy Installation Battery**
- **Horn and Light for Holiday Indication**

[www.picltd.com](http://www.picltd.com)

**PIPELINE INSPECTION COMPANY, LTD.**





# PORTABLE HOLIDAY DETECTORS

**MODELS**  
715  
725  
735  
915  
925

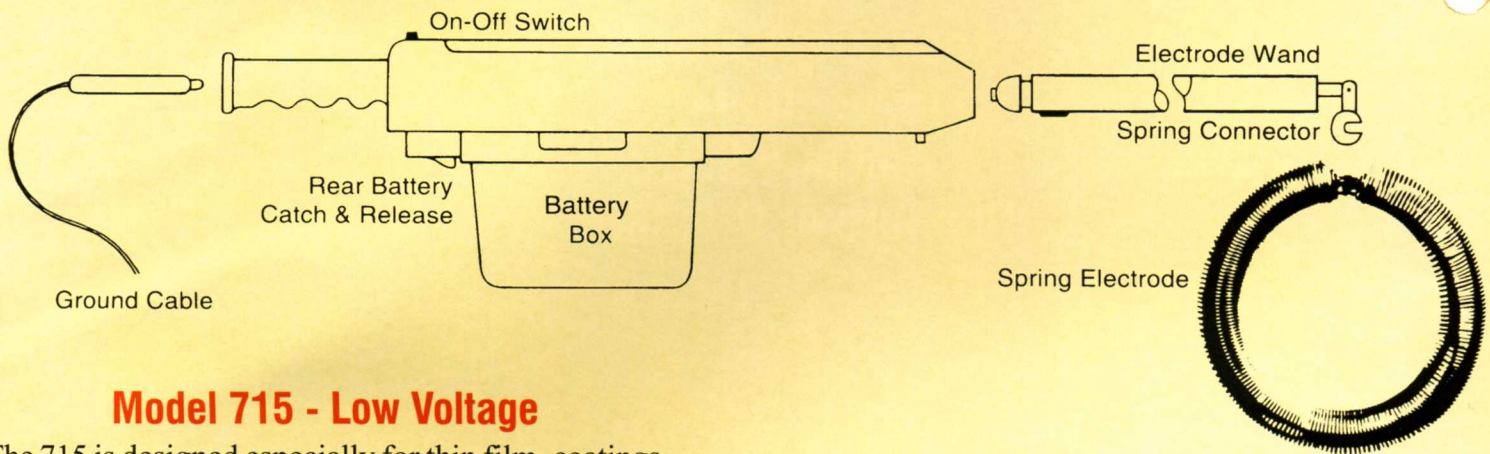
Pipeline Inspection Company, Ltd. offers five "SPY" model Holiday Detectors that combine our field proven cases, probes and electrode configuration with leading-edge circuitry that is simplified and more efficient.

**Infinite Voltage Settings** now allow you to set the voltage exactly to the level you desire for the coating you are inspecting. Not 6 settings, not 20 ... any setting you desire over the complete range of each detector model. Whatever the pipe size, 2 inches through 60 inches, whatever the coating - somastic, tar, asphalt, extruded coats and tapes or thin film epoxy coatings - you have at your control the exact voltage setting required.

**Automatically Regulated Voltage** keeps your voltage constant! Over a range of 2 in. through 60 in. pipe the detector output voltage automatically adjusts under the working load to the voltage levels you set. Now you can forget compensations for pipe size, coating variations, or moisture on the pipe - the detectors automatically make these adjustments.

**Interchangeable batteries** easily slip into position with a snap that announces positive contact, and a secure lock in position. Two batteries and a universal charger are part of the package. For continuous service, one battery is kept charging while the other powers the unit.

## MODELS 715 725 735



### Model 715 - Low Voltage

The 715 is designed especially for thin film coatings. It provides infinite voltage settings over the 1,000 to 5,000 volt range. If moisture is on the pipe, the Model 715 automatically converts from DC to a fast pulse mode. This enables you to inspect under wet or dry conditions.

### Model 725 - High Voltage

For thicker coatings such as coal tars, extruded and tape coatings, the Model 725 has a range of infinite voltage settings from 1,000 to 15,000 volts. This wide range permits you to maintain a steady inspection rate on most types of coatings on most pipe sizes without changing detectors. Pulse voltage output only.




### Model 735 - Extra High Voltage

This SPY detector has a range of 15,000 to 35,000 volts for inspections of somastic and other extra thick coatings. Pulse voltage only.



## MODELS 915 925 SHOULDER TYPE



These Holiday Detectors incorporate the features and capabilities of the Model 715 and Model 725 detectors. Shoulder models with flat brass electrodes are specially suited for "spark testing" coatings on tanks and flat surfaces.

## SPECIFICATIONS

**Detector:** Packaged in a molded high-impact, shockproof ABS and nylon plastic case. Push button "on-off" switch is recessed to prevent accidental activation. Light in the switch gives on/off indication, and blinks to visually signal holidays, in addition to the loud, high-pitched signal horn that is easily heard above job site noises.

**Battery:** 3 1/2 lb., 6-volt rechargeable lead dioxide battery gives a day's operation under normal conditions. 8 amp-hour rating. Maintenance free! Operates in any position.

**Charger:** Recharges the battery in about 8 hours. No overcharging – brings battery to full charge then supplies a trickle to maintain peak charge. Universal charger – 120/240 volt. Doubles as battery tester.

**Electrode Wand:** Rugged ABS plastic over stainless steel core and solid aluminum rod. Easily assembled spring connector. For Models 715, 725, 735, standard length wand is 21 inches. For shoulder Models 915, 925, the standard two-piece sturdy plastic tube wand joins for a

30 inch reach. Extra length wands are available for all models.

**Ground Cable:** Flexible cable lies flat, gives optimum grounding action. Interlock assures positive electrical connection. Standard length 50 feet.

**Electrode Connector:** For spring electrodes the connector has a sealed ball bearing in the end to permit the electrode to roll freely. Simple wing nut connection for brush and other type electrodes.

**Carrying/Shipping Case:** Molded ABS plastic construction assures secure weather-proof protection for detector and components. Parts are cushioned in a molded insert. Full-length piano-type hinge, rugged catches.


**Weights:** Average domestic shipping weight (dependent on electrode size): 35 lbs. Export air shipping weight: about 50 lbs.



# ELECTRODE TYPES



Full Circle  
Plated Steel  
Spring



Flat Conductive  
Neoprene Brush

Flat Steel  
Brush



Pig Type  
Conductive Neoprene  
Internal Electrode



Half Circle  
Steel Brush

Full  
Circle  
Steel  
Brush



Flat Brass Brush



Conductive Neoprene Hand Paddle



Half Circle  
Conductive  
Neoprene  
Brush

## OTHER DETECTORS

**SPY® Model 115/125 In-Plant Detector** – for heavy-duty or continuous operation in coating plants and yards. Permanent or semi-permanent installation. Automatic or manual operation.

**SPY® Model 670/673 "Wet Sponge" Detector** – locates flaws or discontinuities in thin film paint or epoxy coatings or surfaces. Inspection voltage output is 67.5 volts DC.

**SPY® FAULT FINDER (Pearson type)** – for the survey of underground pipelines. Finds coating faults, locates and traces underground pipelines and cables.

**SPY® Jeepmeters** – check holiday detector voltage to assure absolute highest accuracy and efficiency. Deluxe digital Model JM measures both DC and pulse voltages. Pocket Models DCPJM and PJM are economical and handy for every day field use.



MODEL JM



MODEL DCPJM



MODEL PJM

### Worldwide Availability

Pipeline Inspection Company has a worldwide distributor network to ensure that detectors are available where and when needed.

## PIPELINE INSPECTION COMPANY, LTD.

P.O. Box 55648 • Houston, Texas 77255-5648

1919 Antoine • Houston, Texas 77055

PH: (713) 681-5837 • FAX: (713) 681-4838

See our complete product line on the Internet at [www.picltd.com](http://www.picltd.com)