

Royston Handy Cap™

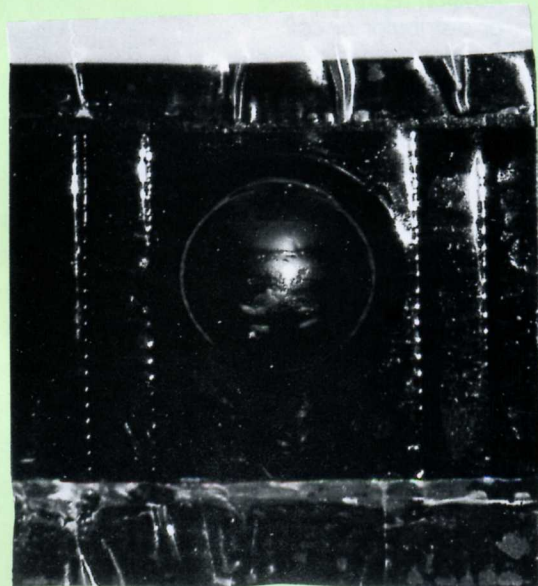
Corrosion Protection For Exothermic Grounding Connections

What Is Royston Handy Cap?

The Royston Handy Cap is a prefabricated assembly specifically designed for Cathodic Protection leads to pipes and tanks. When pressed by hand into position over the anode lead wire weld, it forms a thick, highly resistant electrical insulation seal over the weld, the end of the lead wire and the surrounding area of the pipe or tank.

Features

- 1.) A top plastic sheet formed with an igloo shaped dome and entry tunnel for the lead wire.
- 2.) A special elastomeric compound in the plastic dome, which is firm enough to resist flow at all normally encountered application and operation temperatures, but soft enough to mold itself around and completely cover the irregular welded profile.
- 3.) On either side of the dome are a double row of parallel, flexibilizing serrations to assist with conforming around small diameter pipe.
- 4.) A base of Royston Tac-Coat, a black unbacked elastomeric tape with exceptional adhesive properties, for bonding firmly to the metal surface, when used with Royston Roybond 747.



Usage

The Royston Handy Cap is easily applied and economical. They may be used on all anode lead wire and test wire weld areas. Royston Handy Cap is especially useful for welds on mill coated pipe where only a small part of the coating has been removed to permit installation of the thermite grounding connections.

They are ideal for use in limited access situations, because they can be manipulated easily and applied at arm's length.

TYPICAL PROPERTIES

Construction: Molded plastic cap filled with corrosion resistant compound on a base of thick elastomeric tape.

Dimension:	
Overall—	4" x 4"
Plastic Sheet—	2-3/4" x 4" (serrated)
Sheet Thickness—	10 mils
Plastic Dome—	1-5/8" diameter/ 0.8" height
Tape Thickness—	125 mils
Weight:	2.1 ± 0.4 oz
Application Temperature:	-20°F to 120°F
Service Temperature:	-40°F to 185°F
Shelf Life:	At least one year

Ordering Information

Royston Handy Cap is packed 24 per carton. (Shipping weight is five lbs.) Royston Roybond 747 is available in:

16 ounce aerosols—sufficient for 30 Caps

One quart cans—sufficient for 200 Caps.


Call your local Royston representative or distributor or call Royston's direct at 800-245-3209 for prices, delivery, additional information or technical assistance.

The technical data furnished is true and accurate to the best of our knowledge. However, no guarantee of accuracy is given or implied. We guarantee our products to conform to our Quality Control standards. We assume no responsibility for installation, coverage, performance or injuries resulting from use. Liability, if any, is limited to replacement of products determined to be defective by our Quality Control standards, exclusive of labor for installation and/or subsequent damage resulting/ causing functional damage either directly or indirectly. Prompt reporting (within four (4) working days) of suspected defective product is required. Prices and cost data shown are subject to change without prior notice.

Royston Handy Cap

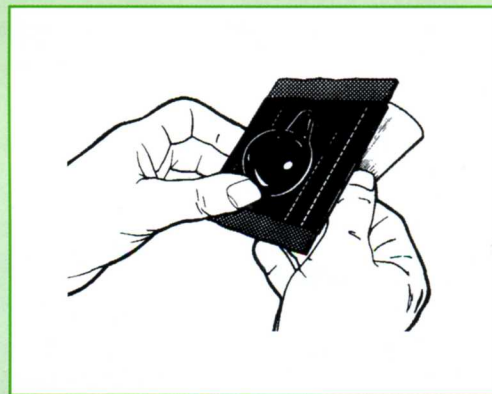
Step 1

Clean all mud, dirt, grease, oil and other contaminants from the metal surface and any part of the mill applied coating which is to be covered. Apply a coat of Royston Roybond 747 and allow to dry to a non-glossy appearance, which will take about 5 minutes, depending on humidity and temperature.



Step 2

Remove the release paper from the bottom of the Royston Handy Cap. Bend the plastic sheet inward at the serrations when applying to small diameter pipe. Position and place the Royston Handy Cap on the welded area with the tunnel over the lead wire.

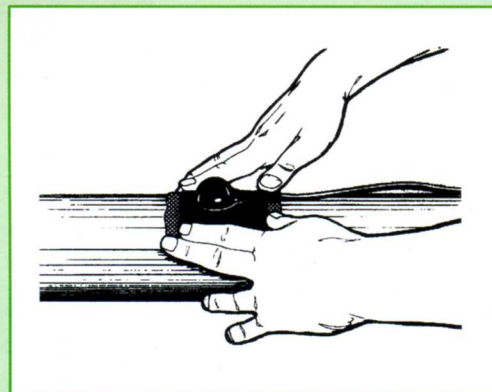


Step 3

Push the dome of the cap firmly into the weld area. Now lift the lead wire away from the pipe and squeeze the black rubber compound completely around and underneath the wire. Then push the lead wire back down on the pipe and press the elastomeric compound into firm contact with the pipe over the entire area.

No further protection is necessary when Royston Handy Cap covers the entire exposed metal area. Uncovered areas should be protected by applying tape or mastic, such as Royston Roskote Mastic.

When coating or wrapping the Royston Handy Cap, remove the narrow strips of plastic release film on the top of the cap. This will assure maximum protection by effecting a positive waterproof seal.



CHASE corporation  **Royston**
ISO 9001 REGISTERED

Advanced Technology
in Anti-Corrosion
Wraps and Coatings